


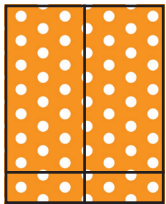
print patterned paper
trim white border off of paper



turn paper horizontal and
pattern side down

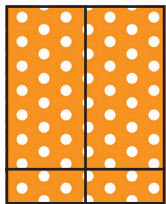


fold in and glue two edges
together in the middle



fold bottom over about
an inch, and glue


now you have a bag to fill with treats!



trim across the top of the bag
with pinking shears (optional)



fold over the top (using the side without
the seam) and glue or tape the label





happy halloween!



trick or treat!



have a
happy
halloween!



trick or treat!